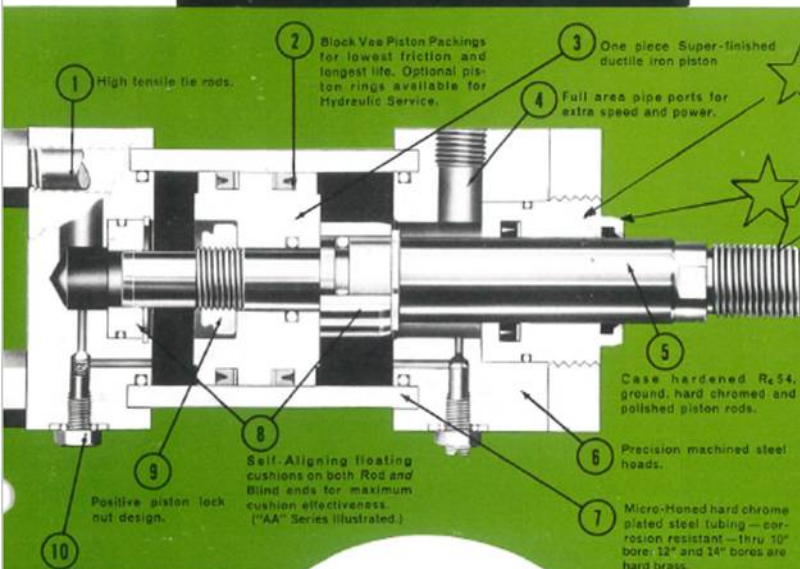


SERIES
AA
250
P.S.I. AIR

CARTER

SERIES
JJ
300/2500*
P.S.I. HYDRAULIC
*See Page 106F for
pressure rating chart.

1½" to 14"
Bore Cylinders
For 15" to 20" cylinders
see Bulletin C-250, for
Series "C"
BULLETIN
SA-200F
1-JAN. 75
SERIES
AA&JJ



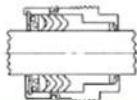
- 1 High tensile tie rods.
- 2 Block Vee Piston Packings for lowest friction and longest life. Optional piston rings available for Hydraulic Service.
- 3 One piece Super-finished ductile iron piston
- 4 Full area pipe ports for extra speed and power.
- 5 Case hardened R_z54, ground, hard chromed and polished piston rods.
- 6 Precision machined steel heads.
- 7 Micro-Honed hard chrome plated steel tubing—corrosion resistant—thru 10" bore, 12" and 14" bores are hard brass.
- 8 Self Aligning floating cushions on both Rod and Blind ends for maximum cushion effectiveness. ("AA" Series Illustrated.)
- 9 Positive piston lock nut design.
- 10 Interchangeable ball check and needle locations.

STANDARD


A quick-change, heavy-duty, ductile one-piece rod-bearing cartridge is standard in this Carter Series AA and JJ. Externally removable and replaceable without any cylinder disassembly. Long ductile rod-bearing surfaces plus a rod-wiper are features that insure long, trouble-free life.

SUPER HEAVY DUTY OPTION

A Super Heavy-Duty, Rod-Bearing Cartridge option is shown below. Explosive, Patented, and Interchangeable with the standard rod-bearing cartridge. This Super Duty Cartridge features long ductile rod-bearing surfaces plus a Metal Rod Scraper and Rod Wiper that gives Double Protection against dirt and chips entering the cylinder. Spring-loaded, multiple "V" rod packings insure near zero piston rod wipeage and low breakout friction.



N.F.P.A.



INTERCHANGEABLE

SQUARELINE

AIR and HYDRAULIC CYLINDERS



CARTER CONTROLS

A FIGGIE INTERNATIONAL COMPANY 
10711 NORTH SECOND STREET
P.O. BOX 2062
ROCKFORD, IL 61130
PH: 815-633-9111 • FAX: 815-633-9427

INDEX

DESCRIPTION	PAGE No.
Carter Capacity Chart	100
Interchange Chart	101
Mounting Dimensions	102A-102B
Mounting Diagrams 1½ to 6"	103A-103B
Mounting Diagrams 8 to 14"	104A-104B
Cylinder Accessories	105
Column Strength Chart	106A
High Temperature Cylinders	106B
Self Lubricating Cylinders	106C
Popular Options	106D
Ordering Instructions, Engineering Notes, Warranty	106E
Parts Lists, Hydraulic Pressure Rating Chart	106F
INTERNATIONAL PLANTS	
International Plants: Windsor, Ont., Canada Singen, West Germany - Sheffield, England	

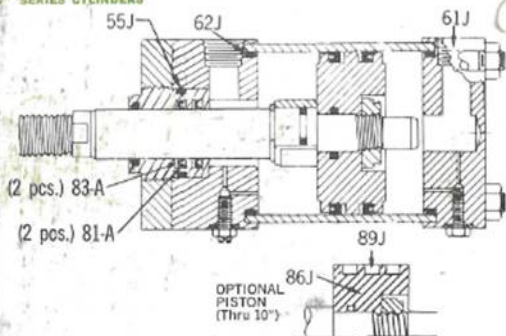
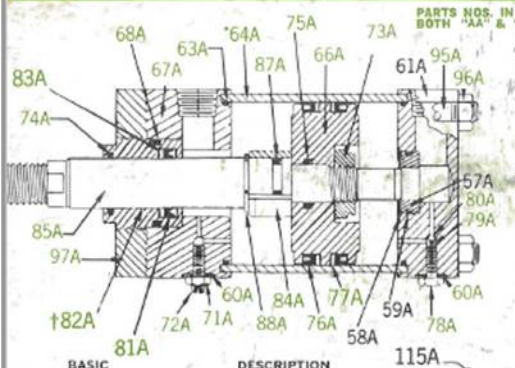
AA SERIES • PARTS LIST

AIR SERVICE

JJ SERIES • PARTS LIST

HYD. SERVICE

PARTS NOS. IN COLOR ARE COMMON TO BOTH "AA" & "JJ" SERIES CYLINDERS



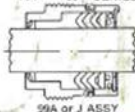
BASIC PART NO. DESCRIPTION

- 57A Blind End Cushion Adapter
- 58A Cushion Adapter Snap Ring
- 59A Cushion Adapter "O" Ring
- 60A Cushion Needle & Ball-Check Seal
- 61A Barstock Steel Rear Head
- 63A End Cover "O" Ring
- *64A *Honed Hard Chrome Plated Steel Tubing
- 66A Ductile Iron "Block Vee" Piston
- 67A Barstock Steel Front Head
- 68A Bearing Cartridge "O" Ring
- 71A Cushion Needle Lock Nut
- 72A Cushion Adjusting Needle
- 73A Self-Locking Piston Nut
- 74A Rubber Rod Wiper
- 75A Piston Seal "O" Ring
- 76A "Block Vee" Piston Packing
- 77A "Block Vee" Piston Packing Backup
- 78A Ball-Check Plug
- 79A Ball-Check Spring
- 80A Ball
- 81A "Block Vee" Rod Packing
- †82A Rod Bearing Cartridge
- 83A "Block Vee" Rod Packing Backup
- 84A Rod End Cushion Valve
- 85A Hard Extra Heavy Chrome Plated Piston Rod
- 87A Cushion Valve "O" Ring
- 88A Cushion Valve Retaining Ring
- 95A High Tensile Tie Rod
- 96A Self-Locking Tie Rod Nut
- 97A Steel Front Head Plate
- 115A Piston Wear Strip
- 116A Assy. Cartridge Bearing Assembly (Includes Parts 68A, 74A, 81A, 82A, & 83A Assembled)
- 99A Assy. Cartridge Bearing Assembly (Includes Parts 65A, 68A, 69A, 70A, 74A, 90A, 91A, 92A, & 93A Assembled)



Super Heavy Duty Option 1

"AA" * "JJ" SERIES



- ### PACKING KITS
- K75A-KIT Piston Packing Kit (Includes Parts 60, 62, 63, 75, 76 & 77)
 - K81A-KIT Rod Packing Kit (Includes Parts 68A, 74A, 81A, 83A, & 87A)
 - K76J-KIT Complete Packing Kit (Includes: 1—K75A-KIT Piston Packing Kit and 1—K81A-KIT Rod Packing Kit)

†Part Nos. 82A and 99A Are Directly Interchangeable

*12" - 14" Bore Tubing is Hard Brass

BASIC PART NO. DESCRIPTION

- 55J Cartridge "O" Ring Backup
 - 61J Barstock Steel Rear Head
 - 62J End Cover "O" Ring Backup (Thru 4" Bore Only)
 - +86J Ductile Iron Step Cut Piston (Optional)
 - +89J Step-Cut Piston Rings (Optional)
 - 116J Assy. Cartridge Bearing Assembly (Includes Parts 55J, 68J, 74J, 81J, 82J, & 83J Assembled)
 - 99J Assy. Cartridge Bearing Assembly (Includes Parts 55J, 65J, 68J, 69J, 70J, 74J, 90J, 91J, 92J, & 93J Assembled)
- ### PACKING KITS
- K75J-KIT Piston Packing Kit (Includes Parts 60, 62, 63, 75, 76 & 77)
 - K81J-KIT Rod Packing Kit (Includes Parts 55J, 68J, 74J, 81J, 83J, & 87J)
 - K76J-KIT Complete Packing Kit (Includes: 1—K75J-KIT Piston Packing Kit and 1—K81J-KIT Rod Packing Kit)

*12" - 14" Bore Tubing is Hard Brass

HYDRAULIC SERVICE PRESSURE RATING CHART

1 1/2" Series Cylinders

BORE SIZE	HEAVY DUTY SERVICE (P.S.I.)	NON-SHECK SERVICE (P.S.I.)	WEARST PART YIELDS (P.S.I.)
1-1/2	1500	2500	7000
2	1500	2500	3750
2 1/2	1000	1500	2350
3 1/4	1500	2500	3900
4	1000	1500	2550
5	800	1200	1800
6	800	1200	2100
8	500	800	1200
10	500	800	1300
12	500	800	1250
14	500	800	1250

Note: When ordering parts specify SERIAL NO., model, bore, stroke, and type rod end.

International Plants: Windsor, Ont., Canada - Luzern, Switzerland
Singen, West Germany - Sheffield, England

CARTER CONTROLS

A FIGGIE INTERNATIONAL COMPANY

10711 NORTH SECOND STREET
P.O. BOX 2062
ROCKFORD, IL 61130
PH: 815-633-9111
FAX: 815-633-9427